



中国恩旺控股有限公司  
China Zhongwang

2015

2015 8 20



0000





中国忠旺  
China Zhongwang

2015





● 2015



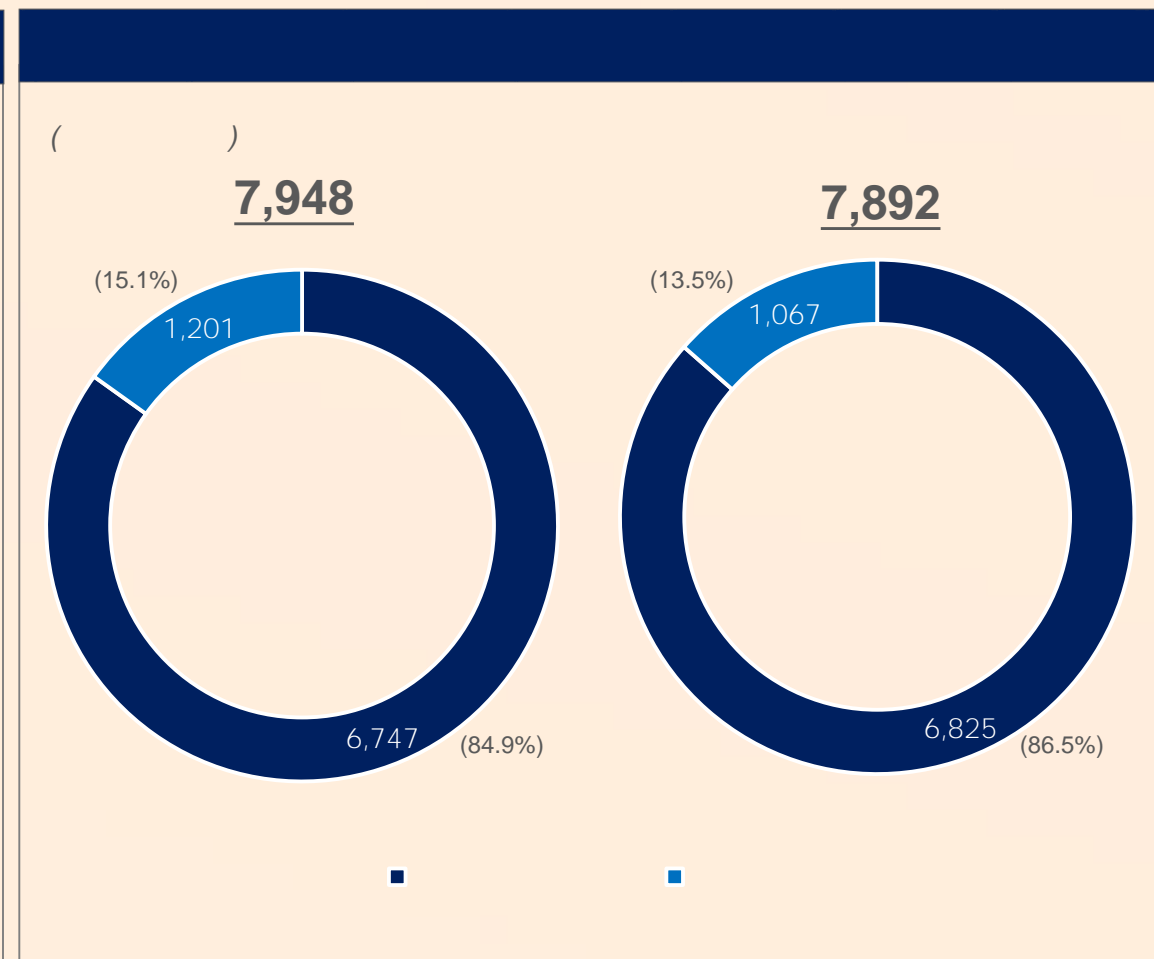
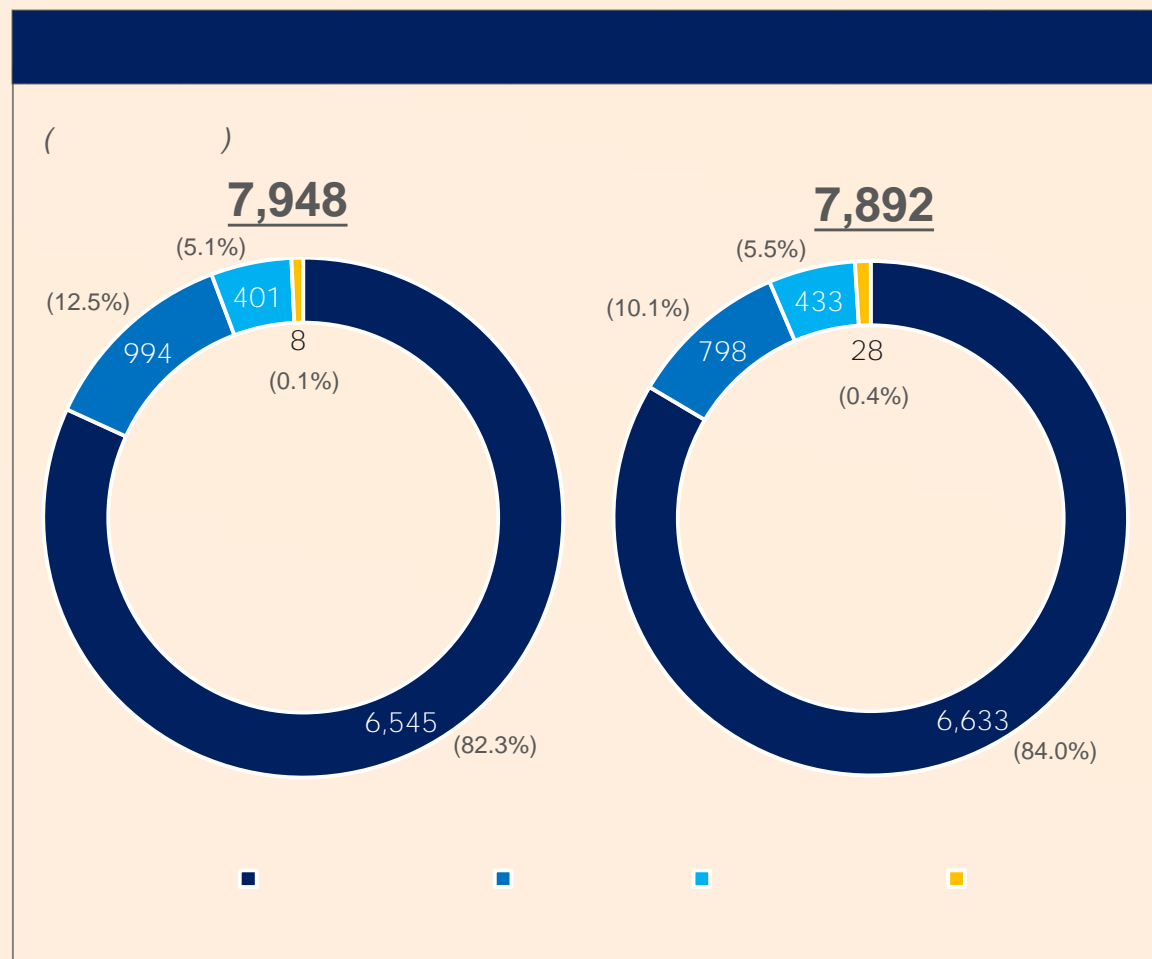
中國忠旺  
China Zhongwang  
[www.zhongwang.com](http://www.zhongwang.com)

32.2%

6 30 ( )	2014	2015	
	7,948	7,892	- 0.7%
	2,244	2,541	+ 13.3%
(EBITDA)	2,066	2,402	+ 16.3%
	1,527	1,814	+ 18.8%
	1,271	1,498	+ 17.9%
( )	0.19	0.21	+ 13.2%
( )	0.08	0.11	+ 37.5%
%	2014	2015	( )
	28.2	32.2	+ 4.0
	16.0	19.0	+ 3.0
(EBITDA Margin)	26.0	30.4	+ 4.4

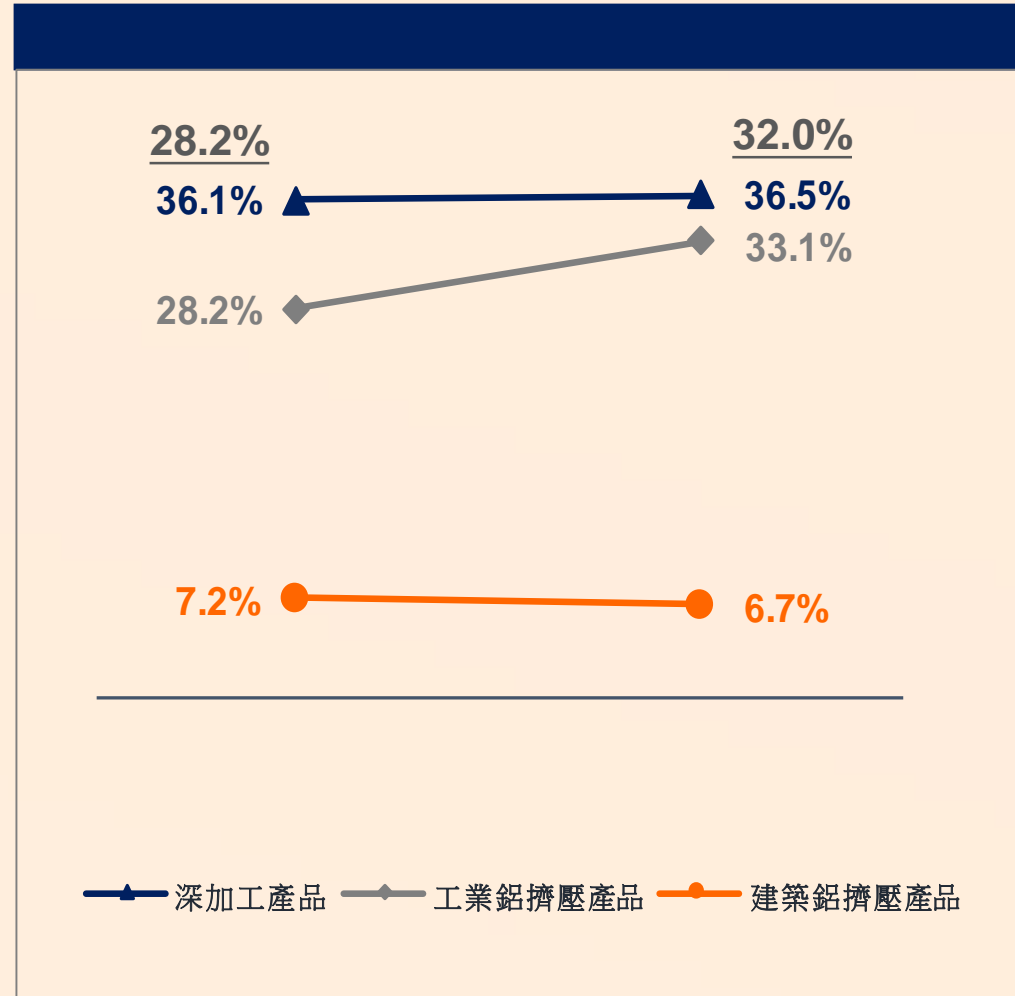
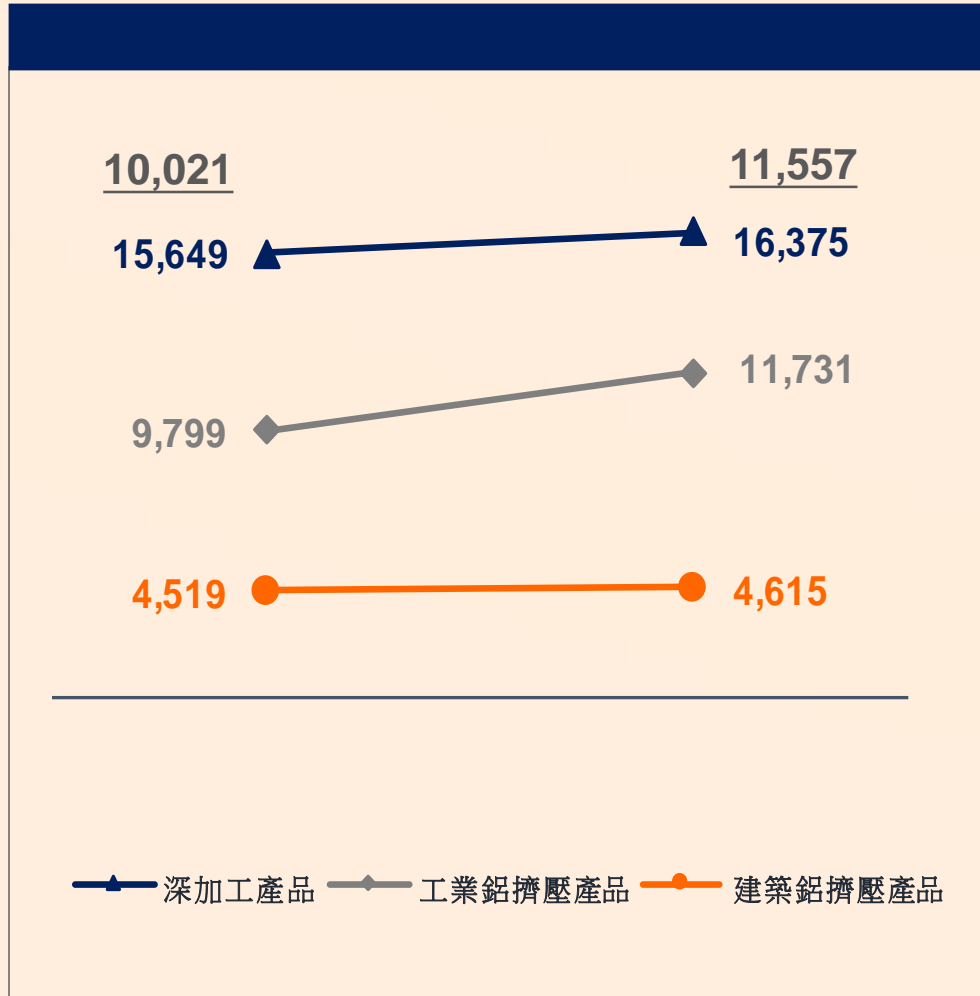


# 收入分析










( )	2014	2014	2015
1	16	17	30
2	164	96	116
3	111	110	107

( )	2014 6 30	2014 12 31	2015 6 30
	48,797	53,769	59,251
4	16,177	11,231	10,969
	23,582	24,329	25,377
( )	3.34	3.44	3.59
5	51.7%	54.8%	57.2%

1. 
$$=(365/2)*(( \quad + \quad ) / 2)$$
2. 
$$=(365/2)*(( \quad + \quad + \quad ) / 2)$$
3. 
$$=(365/2)*(( \quad + \quad ) / 2)$$
4. 
$$= \frac{\quad + \quad}{\quad + \quad}$$
5. 
$$= \frac{\quad}{\quad} * 100\%$$



**中國忠旺**  
China Zhongwang  
[www.zhongwang.com](http://www.zhongwang.com)



## 2015

90

75MN 21 ( 4 125MN)

( ) 22,999

( ) 11,731 /

33.1%

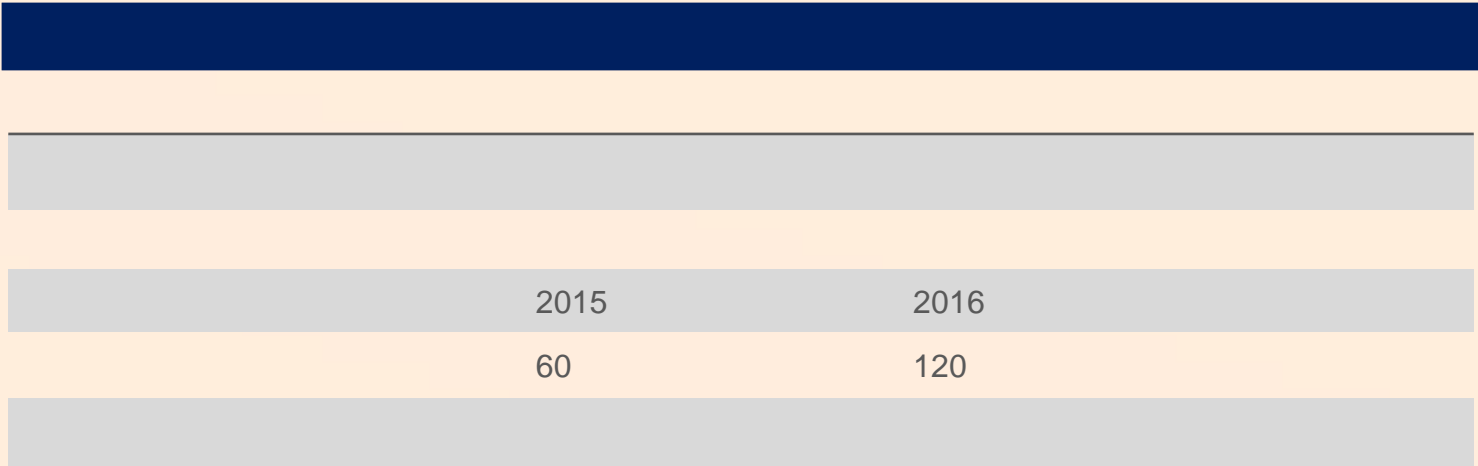


2015	
( )	8.0
	2.9
( )	27,643 /
( )	16,375 /
	36.5%






4,000















**中國忠旺**  
China Zhongwang  
[www.zhongwang.com](http://www.zhongwang.com)


	21 2016-2020	2025 4.0	+

--	--





**中國忠旺**  
China Zhongwang  
[www.zhongwang.com](http://www.zhongwang.com)



**中國忠旺**  
China Zhongwang  
[www.zhongwang.com](http://www.zhongwang.com)

有色金屬中，  
**第1**大的產量

(2013 )

50,602,000	21,399,000	10,408,000	351,460
------------	------------	------------	---------

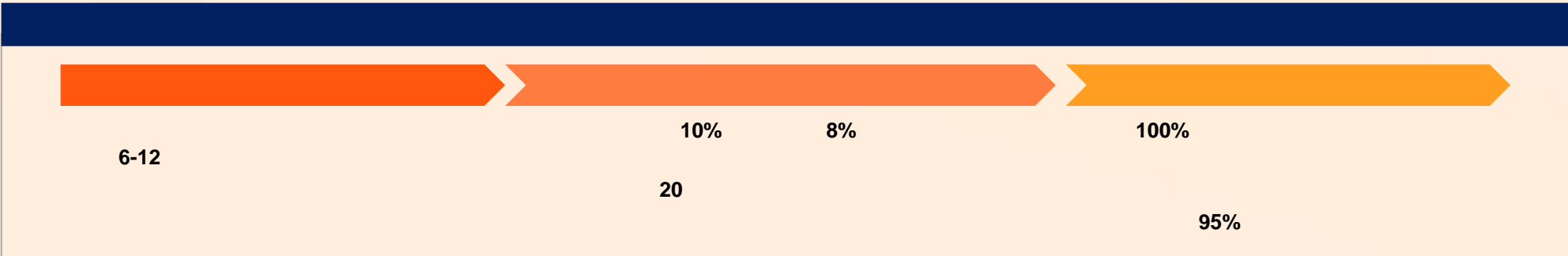
僅次於鋼，  
**2**用途最廣泛的金屬

1/3

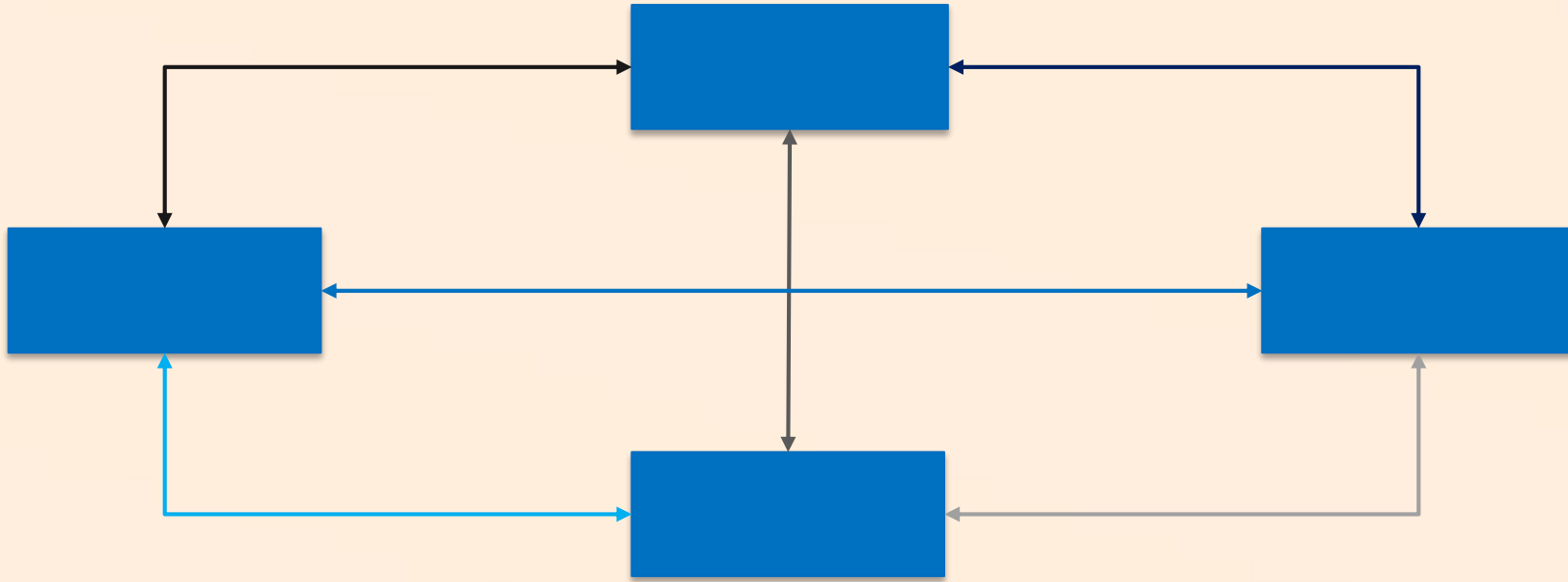
2.7g/cm <sup>3</sup>	7.6g/cm <sup>3</sup>	8.5g/cm <sup>3</sup>
----------------------	----------------------	----------------------

地殼中，  
**第3**豐富的元素

7.3








現有產品


工業鋁擠壓產品

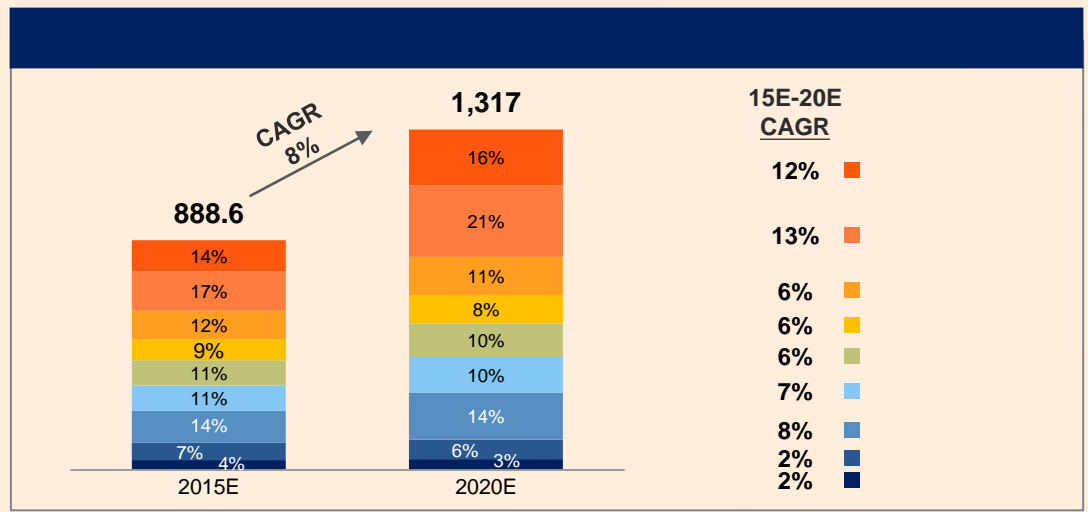
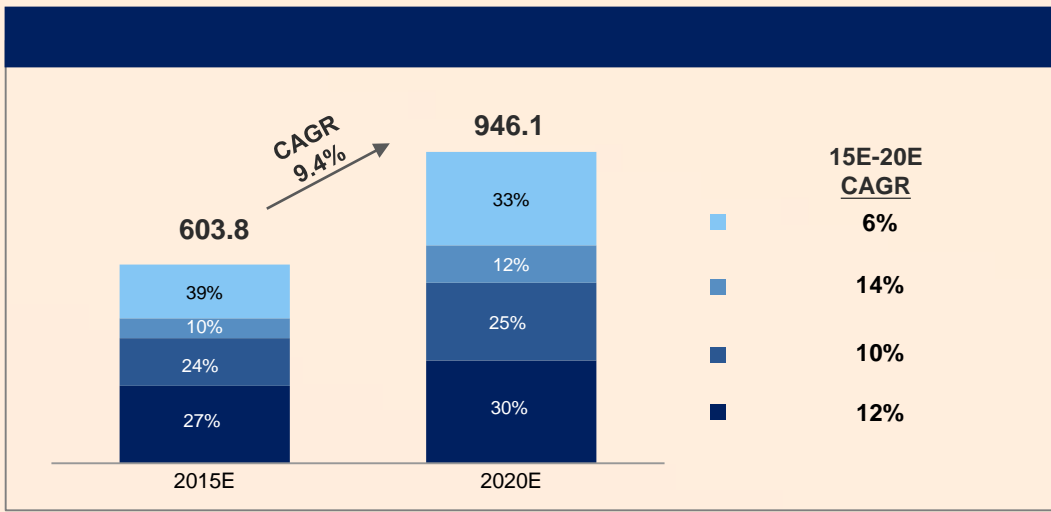
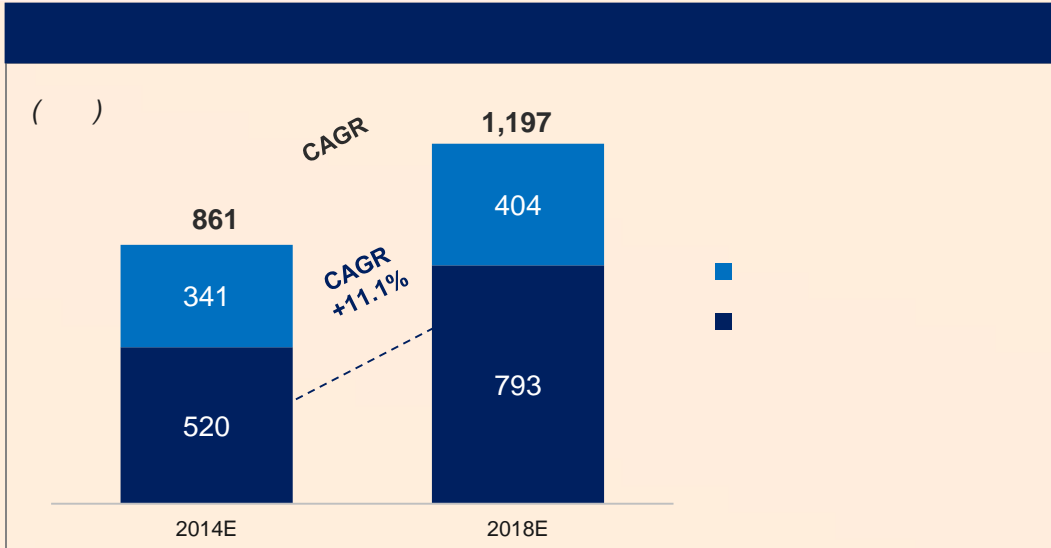


建築鋁擠壓產品



未來產品







2017-2025  
**CAFE**  
**4.3**

2025

**20%**

1. CAFE



2015  
**6.9**

2015

GDP


**8**

2020

**15**



2020  
CO<sub>2</sub> 130 2015  
**95**  
1 95  
2025  
CO<sub>2</sub>  
**68~78**



2015 F-150  
**97%**  
**450**  
**320**  
2025  
30%  
Model S

Wrangler  
A8  
Corvette  
CLA



**中國忠旺**  
China Zhongwang  
[www.zhongwang.com](http://www.zhongwang.com)

[www.zhongwang.com](http://www.zhongwang.com)