



**中国忠旺控股有限公司**  
China Zhenyuan Holdings Limited

2014 3 27



**中国忠旺**  
China Zhongwang

- 

-




- 2013





中国宏旺



2013

# 2013

- 

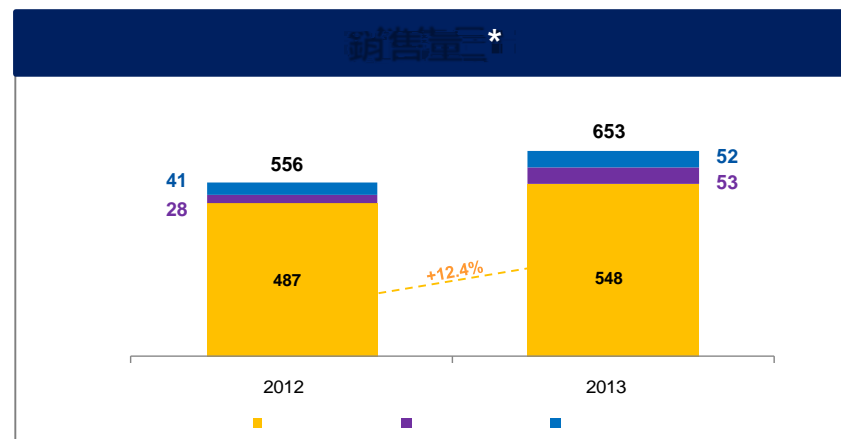
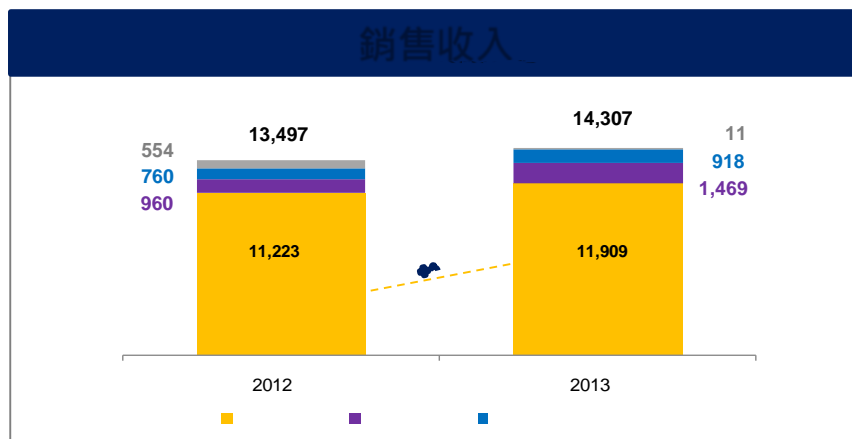
2.6

26.8%

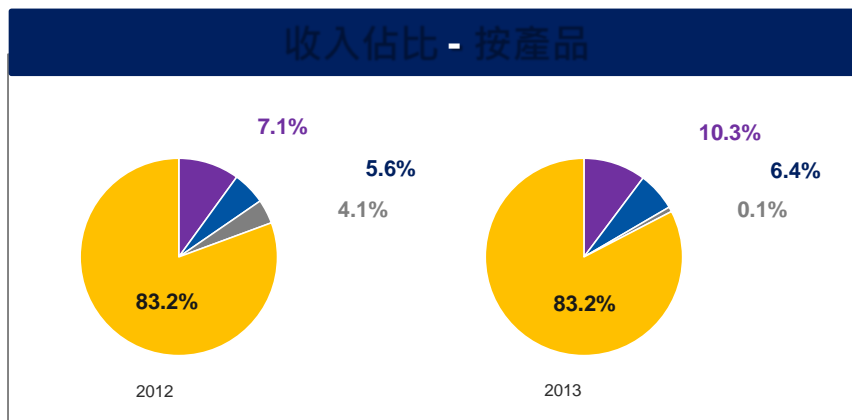
12 31 ( )	2012	2013	(%)
	13,497	14,307	+6.0
	3,260	3,841	+17.8
	2,342	2,555	+9.1
*	1,807	2,127	+17.7
( )	0.33	0.39	+17.7
( )	N/A	0.10	N/A

12 31 ( )	2012	2013	
	24.2%	26.8%	+2.6
(EBITDA Margin)	23.5%	25.3%	+1.8
	13.4%	14.9%	+1.5

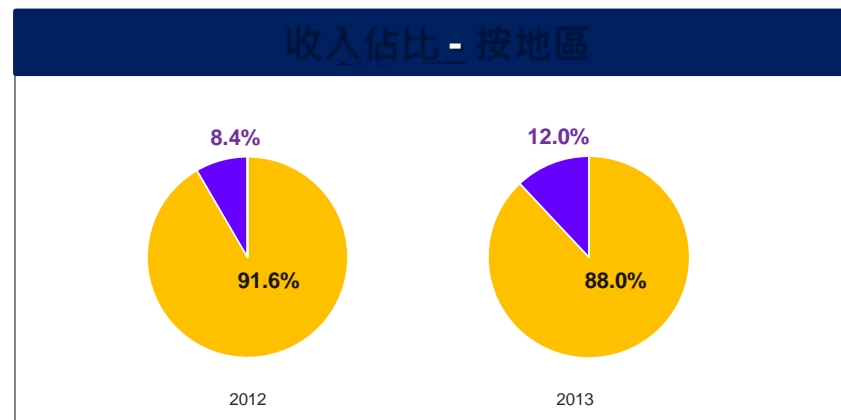
17.5%



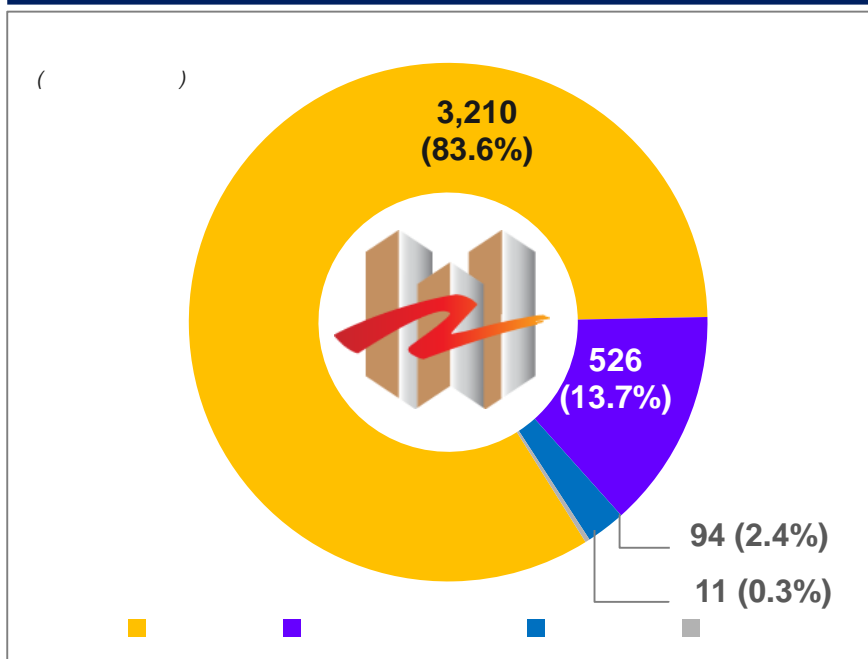
10.3%



12.0%



2013 -



	2012		2013	
		( )		( )
	25.0%	23,038	27.0%	21,756
	44.1%	34,437	35.8%	27,553
	3.9%	18,704	10.2%	17,516
	24.2%	23,293	26.8%	21,889

	2012	2013
1	17	18
2	122	124
3	115	135

	2012	2013
	33,650	40,353
4	9,555	10,886
	17,508	19,639
( )	3.24	3.63
	631	3,785
(%) <sup>5</sup>	48.0%	51.3%


1.  $= 365 \times (($
2.  $= 365 \times (($
3.  $= 365 \times (($
4.  $=$
5.  $=$






中国忠旺

CHINA ZHONGWANG






工業鋁型材


- 
- 



鋁型材深加工產品

- 2013 6
- 2014





- 
- 
- 

6082

7000

863



- 2013 12 31  
93  
100

- 2013 8  
75MN  
21 4 125MN

- 2015 225MN





- 2013  
5.3

91.1%



- 

96.5% 6.2




- 

2013



- 







中国忠旺  
China Zhongwang

- 

2015  
2018

180  
300



- 




- 



- 

2013 11  
/

42.3






### 採用世界最先進的 生產設備




### 高效環保的 自動化物流系統





中国忠旺







中国忠旺  
China Zhongwang

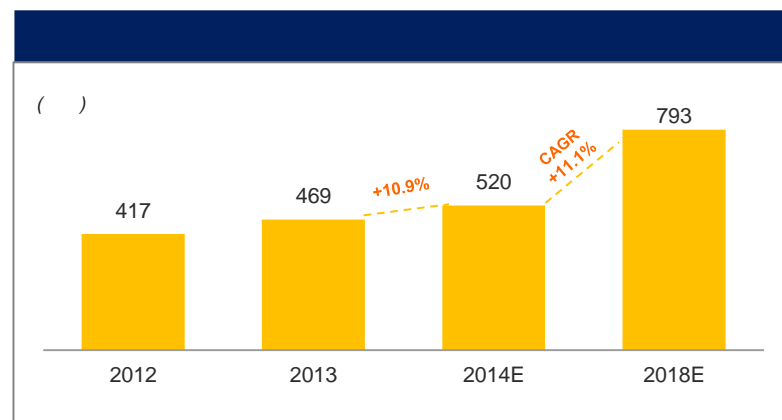


- 
- 



- 
- 





### 2013

(%)

/

[Redacted]

- 
- 
- 

[Redacted]

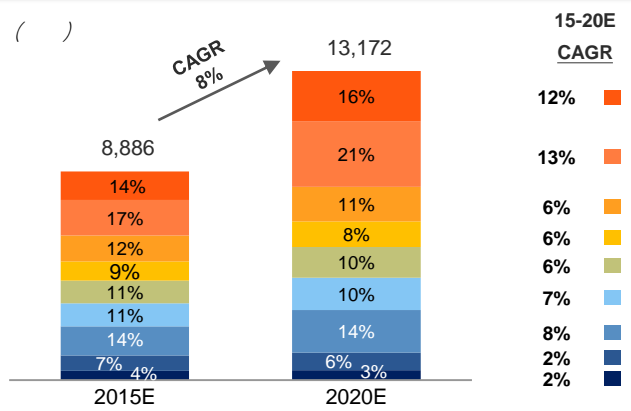
[Redacted]

- 
- 

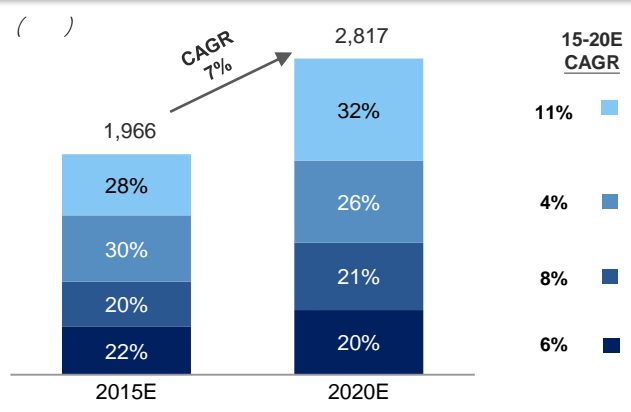
[Redacted]

BCG

[Redacted]



[Redacted]






- 1
- 2
- 3
- 4
- 5



中国忠旺

CHINA ZHONGWANG





**中国忠旺**  
China Zhongwang



**中国忠旺**  
China Zhongwang



中国忠旺



- 
- 
- 
- 
-