

周為輕，所以

載得更多

飛得更高

耗能更少

跑得更快

排放更低

2014

2015 3 17





中国忠旺
China Zhongwang

2014

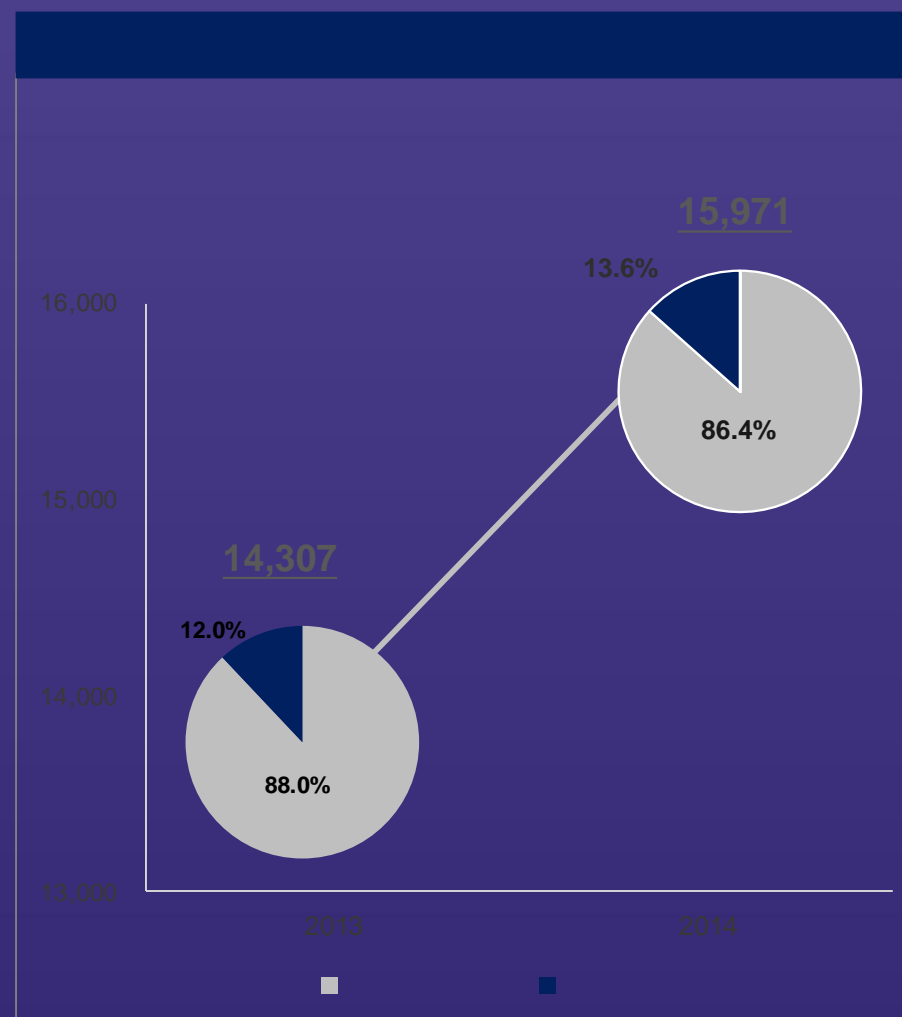
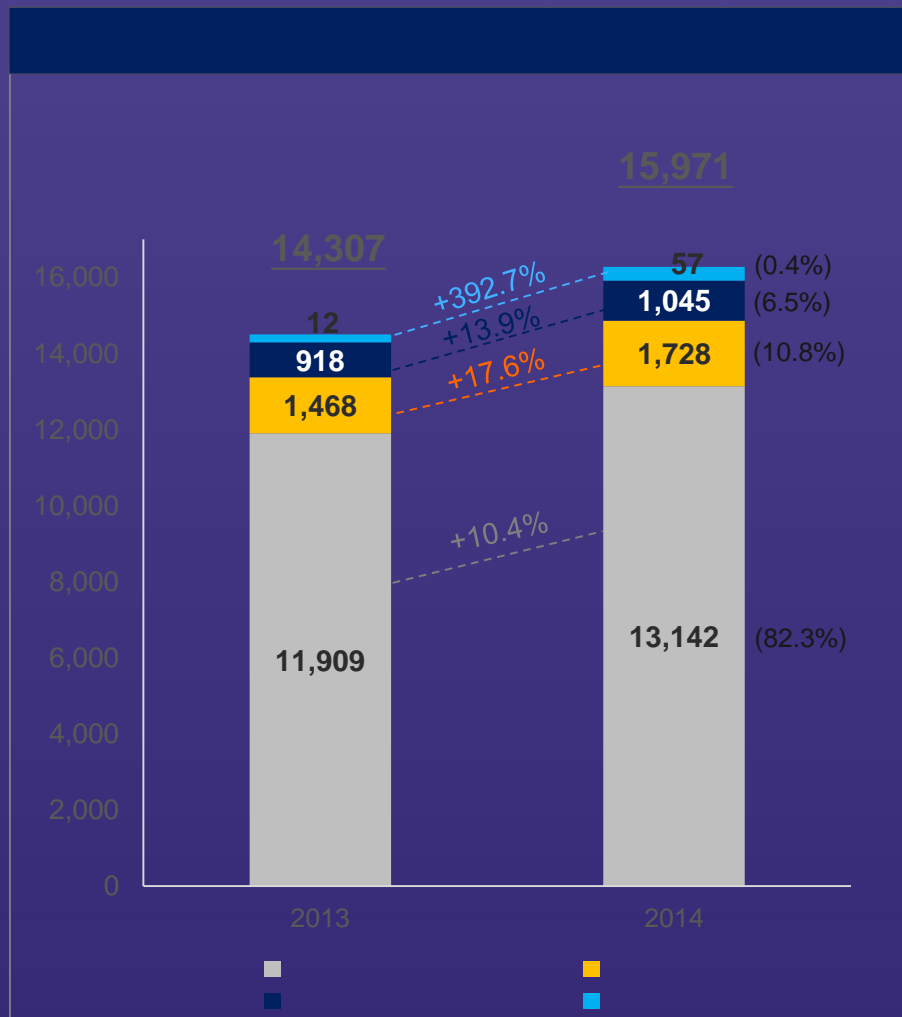



 **2014**

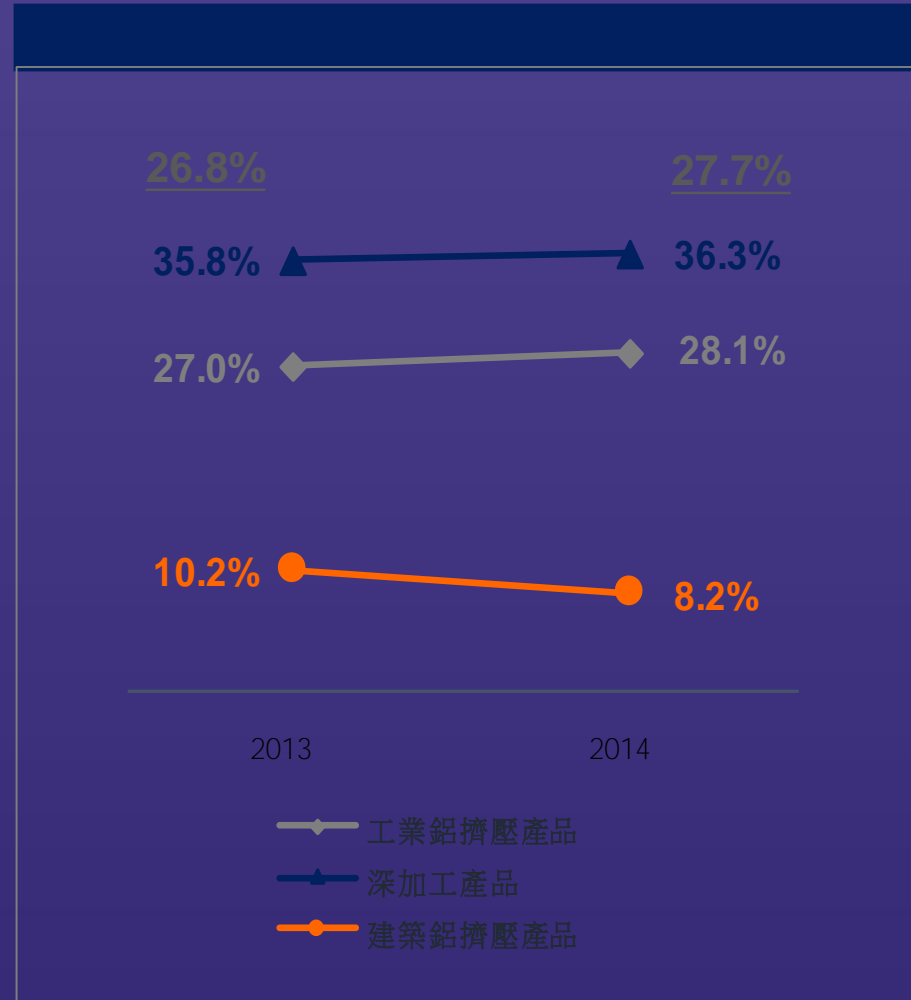
28.0%

12 31 ()	2012	2013	2014	2013-2014 (%)
	13,497	14,307	15,971	+11.6
	3,260	3,841	4,467	+16.3
	2,342	2,555	2,970	+16.2
	1,807	2,127	2,477	+16.5
()	5,406	5,406	7,069	+30.8
()	0.33	0.39	0.36	-7.7
()		0.10	0.13	+30.0

%	2012	2013	2014	2013-2014 ()
	24.2	26.8	28.0	+1.2
(EBITDA Margin)	23.5	25.3	25.4	+0.1
	13.4	14.9	15.5	+0.6







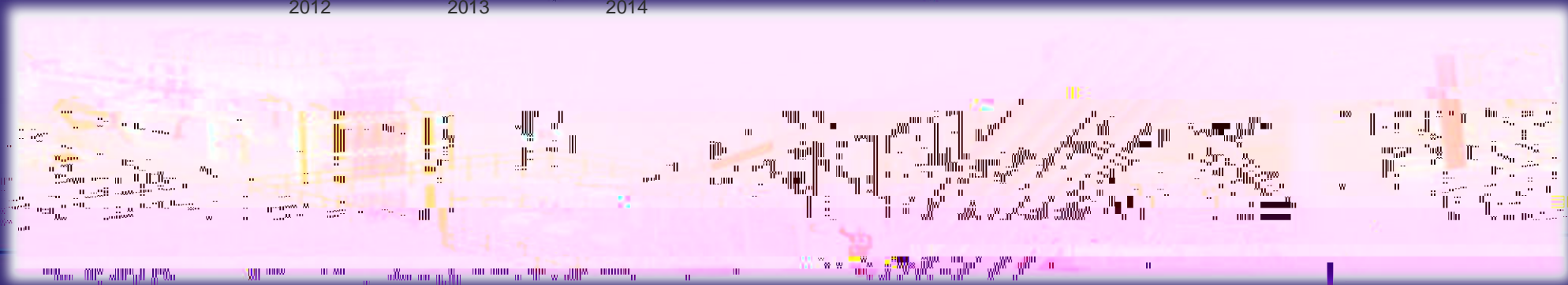
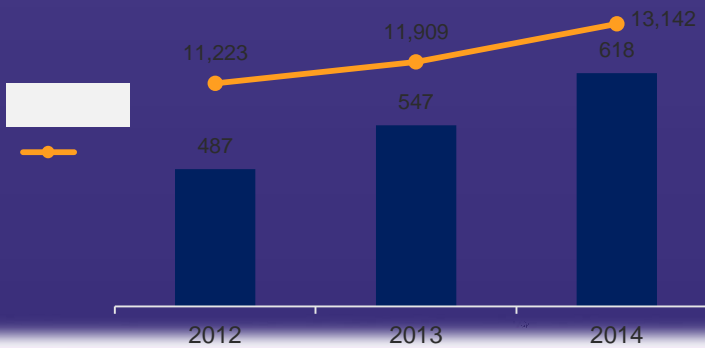


()	2013 12 31	2014 12 31
	40,353	53,769
4	10,886	11,231
	19,639	24,329
()	3.63	3.44
(%) ⁵	51.3%	54.8%





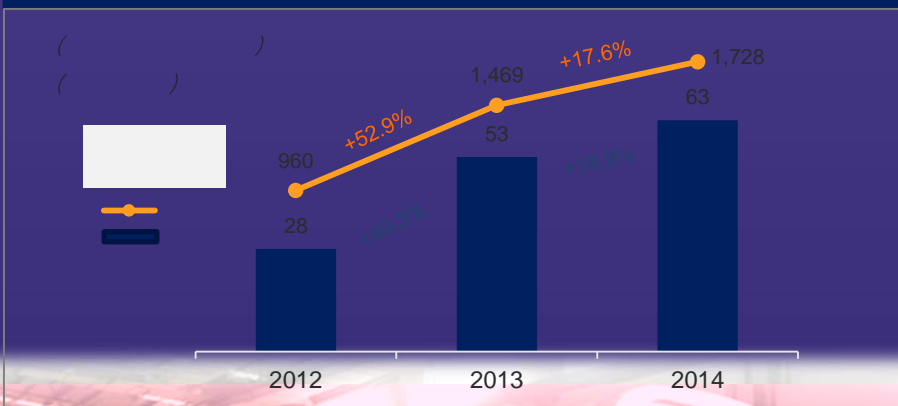


75MN 93
21 (4 125MN)
100



2014

()	-17.3
()	-6.3
()	27,266 /
()	15,463 /
()	-36.3%




[Redacted]		
[Redacted]		
2015		
	2015	2016
	4500mm 1+1+3	2650mm 1+5
[Redacted]		





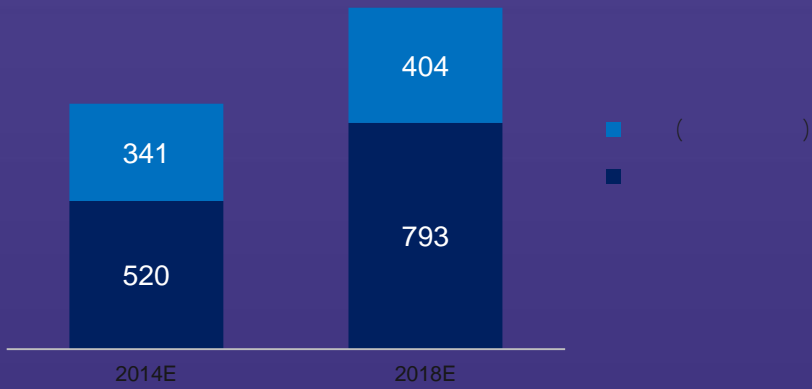
2014

200



	2014		5.1	3.2%
研發投入	2014 12 31		885	
	9.0%			
	2014	20	8	7
研發成果		6	2	





繼續推進鋁壓延材項目



繼續優化產能及
擴充計劃



以技術創新
提升綜合實力





www.zhongwang.com

corpcomm@zhongwang.com